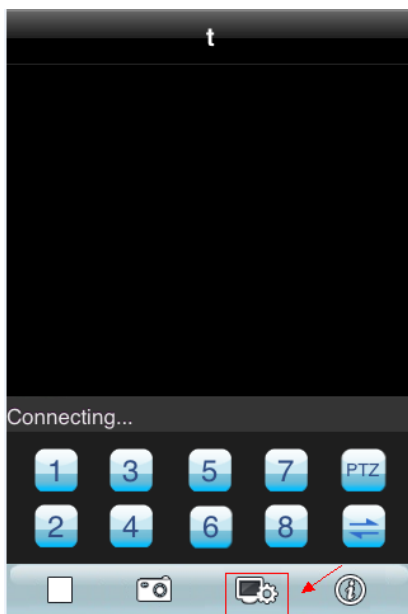


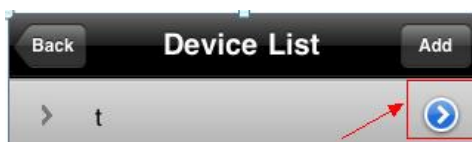
To all the valued users of Meye Tech:

The setting rules of Vmeye have been changed, if you have recently updated your Vmeye or you download it for the first time, please take the following steps to connect it to your DVR devices. Thank you for your attention.

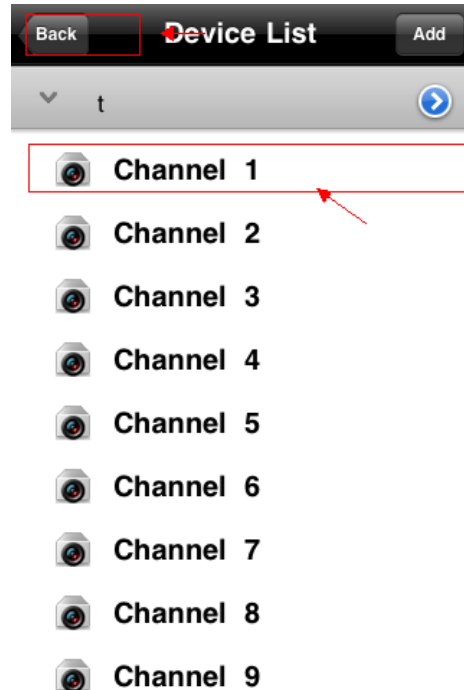
1. Click setting.



2. Select the DVR you would like to play, then click



3. After you have input all the information, click “back button and bring it back to the channel selecting interface.



4. After selecting the channel, please click the “back” button again to the playing interface and then the Vmeye will connect your devices.

If you still have problem, please contact us with e-mail

support@meyetech.com Thank you for your attention.